



# Purbrook Park School Purbrook Park Newsletter



Week commencing Monday 15<sup>th</sup> June 2026  
**WEEK B**

1. Notes from the Headteacher
2. Calendar
3. Messages
4. Department Leader Boards & Pupils/Work of the Week
5. Mayor of Havant
6. House Competitions
7. Weekly Praise Point Leader Boards
8. SENDIASS Free Online Workshops
9. SAIS Summer Newsletter
10. Summer HAF Programme
11. Summer Fair & Donations



*Our amazing Year 7 & 8 Athletes*

## 1. Notes from the Headteacher

Louis XVIII of France said that "Punctuality is the politeness of kings". Our first lesson of the day begins at 8.30am each morning, so let's make sure that everyone is "On Time and Ready To Learn".

With best wishes,

**Paul Foxley**

## 2. Calendar

Date	Event
<b>Monday</b> 15.06.26	Physics (AM) & Further Maths (PM) GCSE Exams Year 9 English Literature Exam (PM) Year 7 & 8 Tests in class this week Year 10 Sports Leaders helping - Purbrook Junior Sports Day – all day Staff Briefing – 3.10pm – 3.20pm Department Meetings – 3.20pm – 4.20pm
<b>Tuesday</b> 16.06.26	Spanish Reading (AM) GCSE Exam Year 9 Business Exam (PM) Women's World Cup T20 - Utilita Bowl – 1.00pm – 10.00pm
<b>Wednesday</b> 17.06.26	Spanish Writing (AM) GCSE Exam Year 9 Sociology Exam (PM) Year 7 & 10 Speed Dating Style Session - during PDL Year 11 Prom - Hilton Utilita Bowl
<b>Thursday</b> 18.06.26	Spanish Reading & Listening (AM) & Year 9 Physics (PM) Exams Year 9 Women in Engineering Event - Portsmouth Guildhall – 9.00am – 2.30pm Year 10 Religious Studies Visit to St. Paul's Cathedral
<b>Friday</b> 19.06.26	Year 9 Geography (AM) & Drama/Engineering (PM) Exams DofE Expedition
<b>Saturday</b> 20.06.26	DofE Expedition

## 3. Messages

<p><b>Science – Celebrating Success</b></p>	<p><b><u>Sparx</u></b> The top three Science Sparx users in each year group for the week beginning 1<sup>st</sup> June and awarded 25 praise points:</p> <table border="1"> <thead> <tr> <th>Year</th> <th>1<sup>st</sup> Position</th> <th>2<sup>nd</sup> Position</th> <th>3<sup>rd</sup> Position</th> </tr> </thead> <tbody> <tr> <td>7</td> <td>Charlie (API)</td> <td>Theodore (WBO)</td> <td>Alfie (SGR)</td> </tr> <tr> <td>8</td> <td>Millie (JFR)</td> <td>Alex (RJA)</td> <td>Felix (CSI)</td> </tr> <tr> <td>9</td> <td>Evan (JMS)</td> <td>Tilly (NSD)</td> <td>Annabelle(AWA)</td> </tr> <tr> <td>10</td> <td>Jessica (JHD)</td> <td>Bethany (TGO)</td> <td>Pyper (BSO)</td> </tr> </tbody> </table> <p>This academic year pupils have answered an amazing 511,136 questions correctly on Sparx Science!</p> <p><b><u>Scientists of the Week</u></b> The following pupils have been nominated as “Scientist of the Week” by Mr Kent for their continued hard work and sustained effort within lessons and have been awarded 50 Praise Points: Ava (8JFR) and Jacob (9AWA).</p> <p><b><u>STEM @ PPS</u></b> See below for a link to the Digital Futures Virtual Careers Fair, which enables pupils to explore opportunities in the UK’s digital and tech sectors. <a href="https://stem.exhibition.app/digitalfutures/">https://stem.exhibition.app/digitalfutures/</a></p> <p><b>Mr Evans – Lead Teacher of Science</b></p>	Year	1 <sup>st</sup> Position	2 <sup>nd</sup> Position	3 <sup>rd</sup> Position	7	Charlie (API)	Theodore (WBO)	Alfie (SGR)	8	Millie (JFR)	Alex (RJA)	Felix (CSI)	9	Evan (JMS)	Tilly (NSD)	Annabelle(AWA)	10	Jessica (JHD)	Bethany (TGO)	Pyper (BSO)
Year	1 <sup>st</sup> Position	2 <sup>nd</sup> Position	3 <sup>rd</sup> Position																		
7	Charlie (API)	Theodore (WBO)	Alfie (SGR)																		
8	Millie (JFR)	Alex (RJA)	Felix (CSI)																		
9	Evan (JMS)	Tilly (NSD)	Annabelle(AWA)																		
10	Jessica (JHD)	Bethany (TGO)	Pyper (BSO)																		

## INSET Day & Early Closure

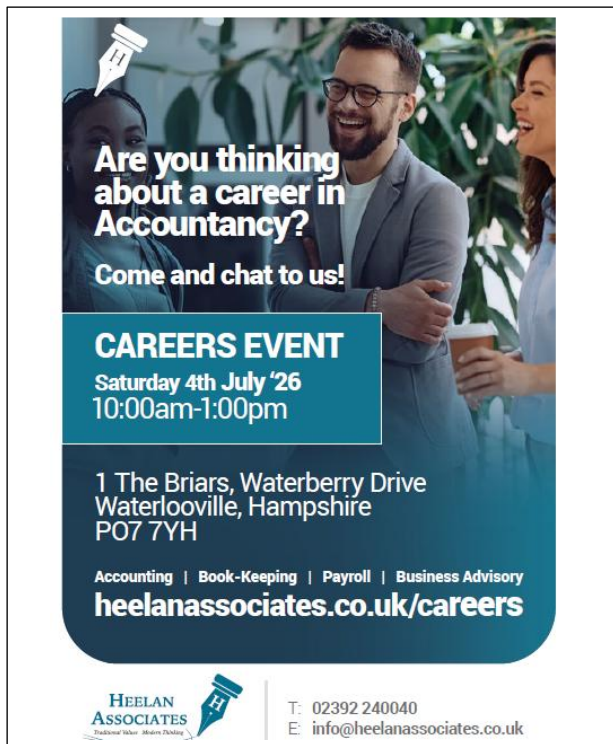
The school is closed for staff training on **Monday 22<sup>nd</sup> June 2026**.

A reminder also that Year 7 to 10 pupils finish school at 11.55am (at the end of period 3) on **Wednesday 24<sup>th</sup> June 2026**, as we will be holding our Year 11 Leavers' Assembly and lunch.

**Pastoral Team**

## Careers Update

### Careers Event



Are you thinking about a career in Accountancy?  
Come and chat to us!

**CAREERS EVENT**  
Saturday 4th July '26  
10:00am-1:00pm

1 The Briars, Waterberry Drive  
Waterlooville, Hampshire  
PO7 7YH

Accounting | Book-Keeping | Payroll | Business Advisory  
[heelanassociates.co.uk/careers](https://heelanassociates.co.uk/careers)

**HEELAN ASSOCIATES**  
T: 02392 240040  
E: [info@heelanassociates.co.uk](mailto:info@heelanassociates.co.uk)

### Careers Appointments

Appointment Date	Time	Name	Reg
Monday 15 <sup>th</sup> June	10.55am	Rod A	10BSO
Monday 15 <sup>th</sup> June	11.55am	Ruby C	10MBR
Monday 15 <sup>th</sup> June	2pm	Jack D	10JHD

Appointment Date	Appointment Time	Name	Reg
Tuesday 16 <sup>th</sup> June	10.55am	Fearne H	10TGO
Tuesday 16 <sup>th</sup> June	11.55am	Sydney C	10FCO

Appointment Date	Appointment Time	Name	Reg
Wednesday 17 <sup>th</sup> June	2pm	Violet H	10TGO

Appointments are held in the Careers Room - at the end of Science block near the Quad. Please enter via the door from the field. It would be great if you can complete the Careers Appointment Preparation Form in readiness for this appointment – please see your tutor if you need any assistance.

**Mrs Akhtar – Careers Advisor**

# Food Practical Reminders

**FOOD PRACTICAL LESSONS**

**8Z Pizza 15.6.26 & Coconut curry 17.6.26**

**10D Lemon curd tartlets 15.6.26 & Meringue nests 16.6.26**

**8X Risotto 16.6.26**


**7Z Stir fry 16.6.26**

**8Y Risotto 17.6.26**

**10B Cornish pasties 17.6.26**

**7X Croque monsieur 18.6.26**


**YEAST BASED PIZZA METHOD**



- Preheat oven to 200C fan/gas mark 6
- Mix Dry ingredients in a large bowl
- Stir in the yeast and make a well in the middle
- Combine both the oil and water into a jug before pouring into the bowl
- Slowly pour in the mixture and mix until a ball of dough has formed. Knead for 5 minutes
- Grease the baking tray
- Roll out and shape the dough into the desired shape and place the dough onto the baking tray
- Spread the sauce across the base, leaving a gap for the crust, arrange the toppings on top and cheese
- Bake for 10 - 15 minutes

**Ingredients**  
 25g Strong White flour  
 25g Strong Wholemeal flour  
 Extra Flour for dusting  
 1/2 tsp salt  
 1 sachet yeast  
 1 x 10ml oil  
 3 tbsp warm water  
 Tomato puree  
 Cheese  
 Toppings of your choice

**COCONUT CURRY**



**METHOD**

- Put the bag of rice in a saucepan and boil for 10 minutes.
- Chop up the onion on a brown chopping board.
- Add the onion into a frying pan with the cumin, then add the chicken, frozen veg, curry paste and stir.
- Add the coconut milk to the frying pan and season with salt, pepper and fresh coriander and stir. Leave to cook on a low heat for 10 minutes.
- Drain the rice in a colander and serve with your curry.


**Ingredients**  
 1 ball in a bag rice portion  
 1/2 onion  
 Fresh coriander  
 1 tin coconut milk  
 1/2 jar tikka curry paste  
 1/2 tsp cumin  
 Sprinkle of salt and pepper  
 40g mixed frozen vegetables  
 200g cooked chicken

**10D- Please bring in £3.00 and we will provide the ingredients for you. We will be making the lemon curd tarts on 15.6.26 and then some meringue nests on the 16.6.26**

**LEMON CURD TARTLETS**




**RISOTTO METHOD**



- Put 1 litre of bottled water into a jug with 1 stock cube and stir.
- Heat 2 tbsp olive oil in a deep-frying pan over a medium heat. Add the finely chopped onion and garlic cloves, then fry for about 7 mins until soft.
- Stir in the chopped chestnut mushrooms, season with salt and pepper and continue to cook for 8 mins until the fresh mushrooms have softened.
- Tip the rice into the pan and cook for 1 min. Fry off bacon in a separate frying pan.
- Keep the pan over a medium heat and pour in a quarter of the stock. Simmer the rice, stirring often, until the rice has absorbed all the liquid.
- Add about the same amount of stock again and continue to simmer and stir - it should start to become creamy, plump and tender. By the time the final quarter of stock is added, the rice should be almost cooked.
- Continue stirring until the rice is cooked. If the rice is still undercooked, add a splash of water. Take the pan off the heat, add butter and scatter over some of the grated parmesan and half a handful of chopped parsley leaves.
- Cover and leave for a few mins so that the rice can take up any excess liquid it could absorb. Stir the risotto a final stir, spoon into bowls and scatter with the remaining parmesan cheese and the remaining chopped parsley leaves.

**Ingredients**  
 180g Olive Oil  
 1 Onion  
 4 S streaky Bacon  
 150g Chestnut Mushrooms  
 150g Risotto Rice  
 1 Chicken Stock cube  
 20g Grated Parmesan  
 25g butter  
 2 Cloves Garlic  
 Fresh parsley


**STIR FRY Method**



- Cook the noodles in boiling water. Check the packet for details
- Prepare the vegetables with a clean knife on a clean chopping board.
- peel and crush the garlic, de-seed and slice the chili, peel and slice the ginger, slice the onion, pepper and mushrooms. On a different board, finely slice the cooked chicken breast
- Heat the oil in a wok or frying pan
- Add the onion, garlic, chili and ginger. Allow to cook for 1 minute.
- Add the vegetables and soy sauce and continue to cook for a further 5 minutes then add the cooked chicken. Stir in the sweet chilli sauce and turn off the heat.
- Drain the boiling hot water away from the noodles into a colander in the sink.
- Stir in the cooked noodles and cook for 2 minutes until hot.
- Serve. Clear up

**Ingredients**  
 180g noodles  
 1 small chicken breast (cooked & sliced)  
 1 clove garlic  
 1 x 1cm chili  
 1cm fresh ginger  
 1cm fresh onion  
 2 mushrooms  
 1 onion  
 1 x 1 pepper  
 1 x 1 tbsp sesame oil  
 1 x 1 tbsp soy sauce (reduced salt)  
 25 Sweet chilli sauce (optional)

**CORNISH PASTIES METHOD**



Rub the butter and lard into the flour with a pinch of salt using your fingertips, then blend in 6 tbsp cold water to make a firm dough. Cut equally into 4, then chill for 20 minutes.


Preheat the oven to 200C. Mix together the filling ingredients with 1 tsp salt. Roll out each piece of dough on a lightly floured surface until large enough to make a round about 23cm across- use a plate to trim it to shape. Firmly pack a quarter of the filling along the centre of each round, leaving a margin at each end.

Brush the pastry all the way around the edge with beaten egg, carefully draw both sides so they meet at the top, then pinch them together to seal. Lift onto a baking tray and brush with the remaining egg to glaze.

Bake for 10 minutes on 200C, then lower oven to 160C and cook for 45 minutes until golden.

**Ingredients**  
**Pastry**  
 125g butter  
 125g lard  
 500g plain flour  
 1 egg  
 Pinch of salt  
 6 tbsp water  
**Filling**  
 350g beef skirt of chuck steak  
 1 large onion  
 2 potatoes  
 175g swede  
 1 tbsp black pepper  
 1 tsp salt  
 1 egg

**CROQUE MONSIEUR METHOD**



- Pre-heat the grill.
- Melt the butter in a saucepan, add the flour and whisk together, slowly adding the milk to make your sauce.
- Slice the tomato.
- Toast your bread under the grill.
- Spread the mustard and tomato slices on one slice of bread, and top with 1 portion of cheese.
- Place the ham on the other side, and top with 1 portion of cheese.
- Place under the grill, removing when bubbling hot.
- Add your sauce and put the 2 slices of bread together and sprinkle the remaining cheese on top.
- Place under the grill until the cheese is melted.

**Ingredients**  
 30g Cheddar Cheese  
 1/2 Tomato  
 2 Slices of Bread  
 2.5ml Mustard  
 1 slice of Ham (meat or veggie)  
 Bechamel sauce:  
 25g Plain Flour  
 200ml Milk  
 25g butter

**Mrs Armstrong – Teacher of Food Technology**

## Performing Arts Update

**Summer Music Concert - Friday 26<sup>th</sup> June 2026**  
 Pupils performing in the Summer Music Concert need to:

- Hand in their permission slips to Mrs Barge
- Let Mrs Barge know what the name of your piece is called by **Friday 9<sup>th</sup> June** for the programme.
- Send her links to backing tracks if needed.
- Link to buy tickets: <https://www.ticketsource.com/purbrook-park-school/t-lddlrmv>


## Performing Arts Summer Show - Thursday 2<sup>nd</sup> July 2026.

Performing Arts teachers will be handing out letters. Link to buy tickets:  
<https://www.ticketsource.com/purbrook-park-school/t-dkjvrdd>

**Summer Fair** - Saturday 4<sup>th</sup> July – 11am -3pm Please see Mrs Brook if you would like to sing/play instruments.

**Prom in Park** - Open to Choir only, please return slips.

## Music Tuition



**We cater for:**

- Piano/keyboard
- Guitar/electric/bass/acoustic/ukulele
- All types of Woodwind: flute, clarinet, saxophone etc
- Singing
- Drums

**Music Tuition**  
If you **want** to start music lessons in September, then you need to collect a music tuition letter from Mrs Barge or Mrs Brook or email [jbrook@purbrook.hants.sch.uk](mailto:jbrook@purbrook.hants.sch.uk)  
If you **don't want** to continue your music lessons in **September** then parents need to email Mrs Brook by Friday 17<sup>th</sup> July.  
If we don't hear from you then we expect that you will want to continue your lessons in September. (You must give a term's notice)

## Live Music



**'LIVE MUSIC FRIDAY LUNCHTIMES' ARE BACK!**

To take part you need to:

1. Email Mrs Brook before Friday the link to your song and what instruments you need  
[jbrook@purbrook.hants.sch.uk](mailto:jbrook@purbrook.hants.sch.uk)
2. Go to recording studio at Friday break to set up and tune your instruments.

## Performing Arts Christmas Show 1<sup>st</sup> to 3rd December 2026



**ROALD DAHL'S**  
**CHARLIE AND THE CHOCOLATE FACTORY**  
TVA Version  
**AUDITIONS**  
KS4 (years 9 and 10): Thursday 18<sup>th</sup> June  
KS3 (years 7 and 8): Thursday 25<sup>th</sup> June  
Recalls: Monday 29<sup>th</sup> June  
All audition times will be 15:00-16:30, but you can go as soon as you have done your audition. Please see Mrs Brook in the Performing Arts office for an audition script. If you cannot make your audition date, please let one of the Performing Arts teachers know - you can audition on the other date.

We are very excited to announce that our Christmas show will be '**Charlie and the Chocolate Factory**'.

### **Auditions:**

Year 9 and 10 Thursday 18<sup>th</sup> June  
3pm - 4:30pm

Year 7 and 8 Thursday 25<sup>th</sup> June  
3pm - 4:30pm

Recalls Monday 29<sup>th</sup> June 3-4:30pm  
Please see poster for more details.

**Mrs Brook - Performing Arts Technician**

**Community Public  
Health Nursing  
5-19**

The service works with children and young people aged 5-19 to support their health and emotional wellbeing needs within school, home and community settings.

**What is Community Public Health Nursing?**

Nurses support families, children and young people from the ages of 5 to 19, years old, working alongside them to improve their health and wellbeing. They can also offer specific support and advice around some common health and wellbeing concerns.

The service is open to all children and young people, including those not attending school. The service follows the [Healthy Child Programme](#), designed from evidence by the UK Government to support the public health of children and families. The programme is based on six areas of health and wellbeing:

- Healthy lifestyles, exercise, nutrition
- Physical activity
- Personal hygiene
- Oral health
- Emotional wellbeing such as managing feelings and coping strategies
- Smoking, vaping and substance abuse

**What can Community Public Health Nursing Service support with?**

We can offer up to six structured and targeted 1:1 appointments to support you with goals and guidance to suit your needs. For some concerns such as toileting (bedwetting, day wetting or constipation) and sleep issues, the Public Health Nursing service can provide some initial guidance and signpost you to appropriate support to meet your specific needs.

**Where support will take place** - Support can be in your home, school or community setting. In some areas, we offer clinics in school and communities, as well as some group sessions to support health and wellbeing. Please email below for more details on where these are held.

**How to get in touch** Drop us a text: ChatHealth is a confidential text support service for parents, carers, families and young people in Hampshire. Trained local nurses will be on the other side responding to your messages and are experienced in a wide range of health and wellbeing concerns you may have. As well as giving advice, the team can signpost to appropriate services. Any text sent outside opening hours will receive an automated message with advice of where to get help if their question is urgent. Out-of-hours texts will be replied to within one working day.

**Parents of 5-19-year-olds**

**Text 07507 332417**

Monday – Friday 8.30am – 4.30pm (exc. bank holidays)

**Do you have a child aged 11-19?**

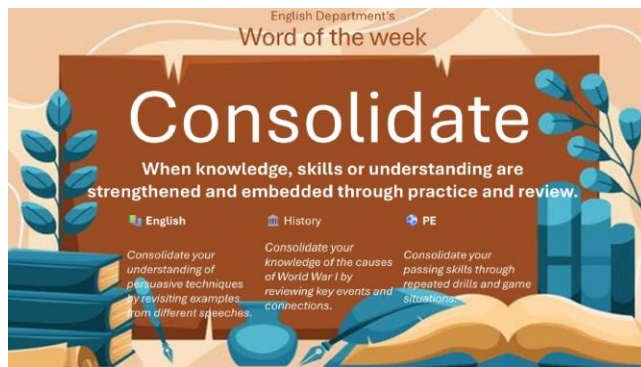
**They can text 07507 332160**

Monday – Friday 8.30am – 4.30pm (exc. bank holidays)

*Please note, ChatHealth does not cover Portsmouth, Southampton, and Isle of Wight*

**Pastoral Team**

## Word of the Week



### Ms Evans – Assistant Lead Teacher of English

#### Year 7 & 8 SE Hants Athletics

On Tuesday 9<sup>th</sup> June, 31 Year 7 and 8 pupils (pictured on the front of the newsletter) competed in the South East Hants Athletics Championships at the Mountbatten Centre. All pupils showed enthusiasm, determination and represented the school excellently throughout the day. Despite the weather, and all pupils being rather damp, spirits were high, with everyone cheering each other on for their events! All pupils did incredibly well in their events. Some standout performances were:

Devon (7SGR) 1<sup>st</sup> in 80m  
Hugo (7NBO) 2<sup>nd</sup> in 100m  
Oliver (7HDO) 2<sup>nd</sup> in 150m  
Reece (8RJA) 2<sup>nd</sup> in 800m  
Grace (7HDO) 2<sup>nd</sup> in 1000m  
Arlo (7HDO) 4<sup>th</sup> in 1000m  
Niamh (7WBO) 1<sup>st</sup> in Javelin  
Layton (8JFR) 1<sup>st</sup> in Javelin

Well done to all pupils who attended the event! You were all amazing.

### Miss Butler – Teacher of PE

#### TARTAN



#### PATTERNS



#### CULTURE



#### TRADITIONS



#### ART

#### WEAVING

### ADT WORK OF THE WEEK – ART (YEAR 7)

YR 7 HAVE BEEN STUDYING PATTERNS FROM AROUND THE WORLD. THIS WEEK WAS THE SCOTTISH TARTAN AND USING WEAVING TECHNIQUE TO CREATE AND DEVELOP THEIR OWN OUTCOMES



## ***Sparx Legends of the Week***

**Year 7 – Preston (7HDO)**

**Year 8 – Harriet (8JHE)**

**Year 9 – James (9TKE)**

**Year 10 – Billy (10JHD)**

**Year 11 – Lily (11KSH)**

**50 Praise Points for  
each Winner!**

### **ENGLISH:**

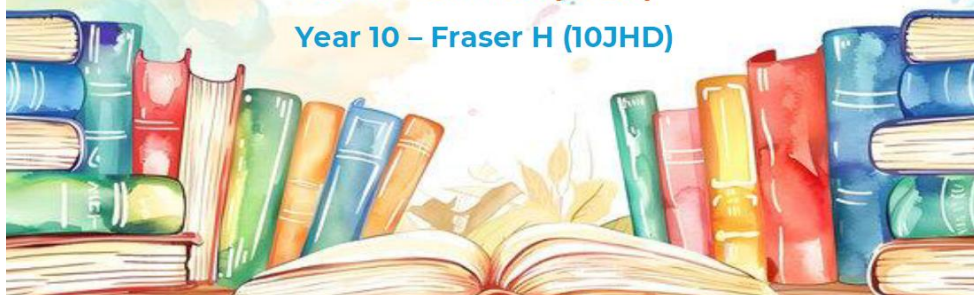
#### **Pupils of the week 😊**

**Year 7 – Aria F (7WBO)**

**Year 8 – Blake B (8CSI)**

**Year 9 – Zach BD (9NSD)**

**Year 10 – Fraser H (10JHD)**



Week commencing 08<sup>th</sup> June 2026

# Historians of the Week!



## Congratulations to...



**Year 7 – Reggie. F**

**7FTU**



**Year 8 – Reece. C**

**8RJA**



**Year 9 – Sophia. S**

**9NSD**



**Year 10 – Riley. H**


**10FCO**

**Purbrook Park School**  
**Performing Arts**  
certify to all that  
**LAMDA PUPILS**  
has received the award for

For all their hard work in rehearsals  
and for completing their LAMDA exams with great results!



Week commencing 8<sup>th</sup> June

**Language***nut* **LEADERBOARD** 

Year 7 – Katie (7FTU)  
Year 8 – Kiki (8NBO)  
Year 9 – Albie (9ATO)  
Year 10 – Rudy (10TGO)

*Congratulations!*

50 praise points  
for each winner

## Purbrook Park School Governor is the new Mayor of Havant

We are delighted to share that the Vice Chair of Purbrook Park School Governors, Councillor Paul Tansom has been sworn in as the new Mayor of Havant for 2026 -27.

Councillor Paul Tansom, borough councillor for Purbrook ward, says that he is deeply honoured to become the first citizen of the borough.

The Mayor will represent the borough at hundreds of events throughout the Mayoral year and will be supported by Mrs Dawn Tansom as Mayoress.



The Mayor will be attending the Purbrook Park School's end of year Prize Giving Award Evening on Thursday 9<sup>th</sup> July 2026, which is an opportunity to reward pupils for their recognised hard work and achievements throughout the school year.

The Mayor said: "I am honoured to have the opportunity to serve as the 53rd Mayor of Havant."

"During my time as Mayor I would like to showcase as much of the great work that is being done across the borough as I can and recognise the wealth of dedicated volunteers that make this area such a wonderful place to live."

"I am looking forward to meeting many of our incredible and inspirational residents and organisations at the many events I will be attending in my Mayor year."

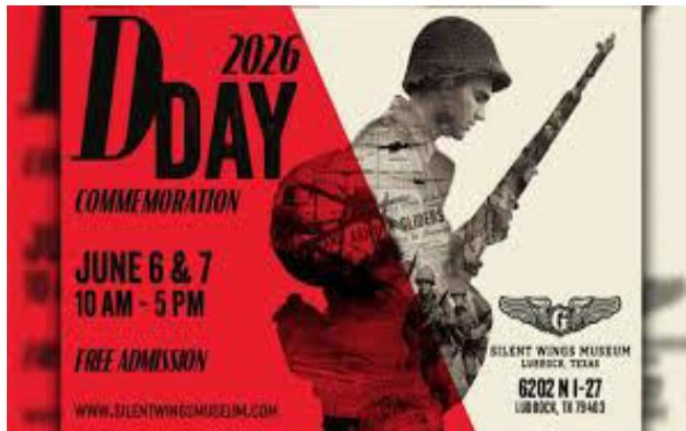
The Mayor's chosen charity for the year ahead are Dementia Friendly Havant Borough and Havant Youth Sail Training Scheme.





Every Thursday of Week B at PPS we will be taking part in House Competitions during the PDL session to encourage our tutees to work as a team in their Houses and to boost their competitive spirit. See below for the winners of last week's PDL House Competition who have been awarded 1000 praise points to their house total!

## House Competitions Summer Term 2026



Last week the History Department set the tutor groups a quiz about D-Day. The quiz was intended to test their general and local knowledge about D-Day 82 years after this history changing event!

Congratulations this week go to  
**Newton House**

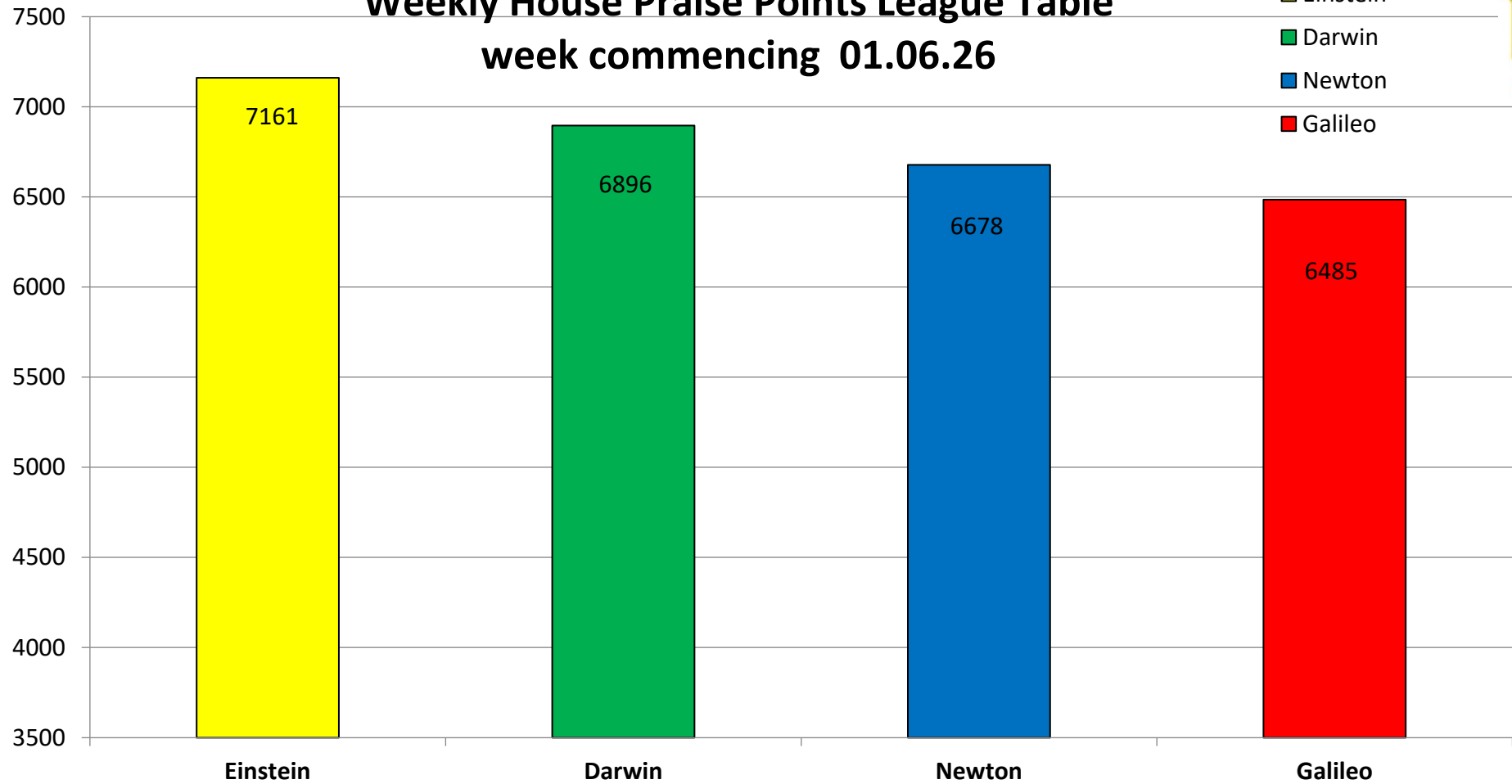
Who have added a whopping 1000 points to their House total for the year.



1.	<b>Newton</b>
2.	<b>Darwin</b>
3.	<b>Einstein</b>
4.	<b>Galileo</b>

## Weekly House Praise Points League Table week commencing 01.06.26

- Einstein
- Darwin
- Newton
- Galileo





## E- Praise Leaders This Week

Yr 7	Year 8	Year 9	Year 10	Year 11
Sonny LWA	Ava JFR	Nathan MBU	Freddie IPU	Jasmine KSH
Paisley HDO	Millie JFR	Blu MBU	Beau MWA	Habibah TEV
Corban LBR	Scarlett SSR	Maddie TKE	Shay MWA	Will NMI

Thanks for all your wonderful effort!



# Hampshire SENDIASS Online Workshops

- Free impartial advice relating to SEND for 0-25 years.
- Confidential sessions not recorded.
- Peer support, talking to others experiencing a similar journey.
- A dedicated session with an experienced support worker

**2  
JUNE  
12:00**

**Alternative Provision**  
What constitutes as a suitable education in relation to section 19 of the education act

**8  
JUNE  
12:00**

**Appeals to SEND Tribunal**  
A step-by-step guide through the appeals process

**9  
JUNE  
12:00**

**Responding to a draft EHCP**  
If you are in that critical time frame having received your draft

**11  
JUNE  
13:30**

**Considering an EHC Plan?**  
Independent and impartial information to guide you through the process

**17  
JUNE  
12:00**  
**27  
JUNE  
13:00**

**Ordinarily Available Provision and SEN Support**  
Looking at support available for those who do not have an EHCP

**24  
JUNE  
13:00**

**Responding to a draft EHCP**  
If you are in that critical time frame having received your draft

[www.hampshiresendiass.co.uk/workshops](http://www.hampshiresendiass.co.uk/workshops)



# Hampshire SENDIASS Online Workshops

- Free impartial advice relating to SEND for 0-25 years.
- Confidential sessions not recorded.
- Peer support, talking to others experiencing a similar journey.
- A dedicated session with an experienced support worker

**8  
JULY  
13:00**

**Appeals to SEND Tribunal**  
A step-by-step guide through the appeals process

**9  
JULY  
13:30**

**Responding to a draft EHCP**  
If you are in that critical time frame having received your draft

**10  
JULY  
11:00**

**Considering an EHC Plan?**  
Independent and impartial information to guide you through the process

**14  
JULY  
13:00**

**Ordinarily Available Provision and SEN Support**  
Looking at support available for those who do not have an EHCP

**15  
JULY  
10:00**

**Alternative Provision**  
What constitutes as a suitable education in relation to section 19 of the education act

**22  
JULY  
12:00**

**Responding to a draft EHCP**  
If you are in that critical time frame having received your draft

[www.hampshiresendiass.co.uk/workshops](http://www.hampshiresendiass.co.uk/workshops)



### Flu Vaccine

The NHS School Age Immunisation Service are planning the roll out of the 2026 winter flu vaccination programme to all year groups. The service offers the flu vaccine in school between September and December. You will receive an email, with details on how to complete the online form, for your child to receive the vaccine in school.

Flu can be a very unpleasant illness for children and young people. High vaccine uptake reduces the risk of flu spreading rapidly in school settings. This helps ensure they remain well, do not miss school days and continue to learn. Vaccinating children also helps protect others who are at higher risk of getting seriously ill from flu, such as babies, anyone who's pregnant and older people.

**The vaccine is given as a painless nasal spray. An alternative porcine free injection is offered to those who cannot have the nasal spray.**



**Vaccines offered to secondary age students during the spring and summer term include:**

#### Human Papillomavirus (HPV)

HPV vaccine is offered to boys and girls in year 8. This vaccine protects against different types of cancers in the future.

#### Tetanus, Diphtheria and Polio (3-in-1) booster vaccine

The 3-in-1 booster vaccine is offered to boys and girls in year 9. This vaccine protects against serious and potentially life-threatening diseases and provides long lasting immunity against these specific conditions.

## Meningitis ACWY (MenACWY)



Meningitis vaccine is offered in year 9. This vaccine protects against four different strains of bacteria (groups A, C, W, Y) and protects against Meningitis and Sepsis (blood poisoning).



Community clinics are available during the summer holidays for missed vaccinations.

Find out more about the vaccine programmes and our contact details here: [School Age Immunisation Service - Hampshire - Parents: Health for Kids](#)



Funded by  
UK Government

# Free holiday activities and meals for eligible children this summer!

Children in Reception to Year 11 receiving benefits-related free school meals can enjoy a variety of fun activities and healthy meals for free during the summer break through the Hampshire Holiday Activities and Food (HAF) Programme!

Scan the QR code on the left to browse HAF schemes in your local area via our new booking system, or scan the code on the right to find out more about the HAF programme through the connect4communities website.



Book Schemes



HAF FAQs

<https://www.hants.gov.uk/socialcareandhealth/childrenandfamilies/connectforcommunities/holidayactivities>



connect4  
communities



Hampshire  
County Council



# Purbrook Park School **SUMMER FAIR**

**Saturday 4 July 2026**



**11.00am - 3.00pm**



**Everyone  
Welcome**

**Free  
Entry**

Sponsored by  
**bernards**  
THE ESTATE AGENTS



**Food & Craft  
Stalls**

**Games**

**Live Music &  
Performances**

The poster features a light yellow background with a green border. At the top, there are green palm fronds, a smiling sun wearing sunglasses, and a large orange starfish. The title 'SUMMER FAIR DONATIONS' is written in large, bold, green capital letters. Below the title, the text 'In preparation for our Summer Fair on Saturday 4th July the PTFA are welcoming donations of the following;' is written in a brown font. To the right of this text is a small sun with sunglasses. Below this is a bulleted list of items: 'Bottles/jars for the Bottle Tombola', 'Sweet bags', 'Raffle prizes', and 'Items for Children's Tombola'. At the bottom, the text 'If you are able to help in donating any of these then please drop into Main Reception labelled with your child's name so that they can be rewarded praise points in return' is written in a green font. The bottom corners feature palm trees and orange starfish.

# SUMMER FAIR DONATIONS

In preparation for our Summer Fair on Saturday 4<sup>th</sup> July the PTFA are welcoming donations of the following;

- Bottles/jars for the Bottle Tombola
- Sweet bags
- Raffle prizes
- Items for Children's Tombola

If you are able to help in donating any of these then please drop into Main Reception labelled with your child's name so that they can be rewarded praise points in return