



Purbrook Park School Purbrook Park Newsletter



**Week commencing Monday 4th May 2026
WEEK A**

- 1. Notes from the Headteacher**
- 2. Calendar**
- 3. Messages**
- 4. PTFA Donates to the A, D & T Department**
- 5. Department Leader Boards & Pupils/Work of the Week**
- 6. United Voices – Year 10 PDL Project**
- 7. PE Bulletin**
- 8. Year 10 Progress Evening Rooms**
- 9. Weekly Praise Point & Attendance Leader Boards**
- 10. PTFA Update**



PPS PTFA donate to the Art, Design & Technology Department

1. Notes from the Headteacher

Huge thanks to our wonderful Parents', Teachers' and Friends' Association, who have donated funds for new equipment in our Art, Design & Technology Department.

If you would like to join our PTFA committee, please contact Anna at purbrookparkptfa@gmail.com.

With best wishes to everyone for the bank holiday weekend,

Paul Foxley

2. Calendar

Date	Event
Monday 04.05.26	MAY BANK HOLIDAY
Tuesday 05.05.26	Lead Teacher Meeting – 3.10pm – 4.10pm
Wednesday 06.05.26	Year 11 BTEC Hospitality Exam (PM)
Thursday 07.05.26	Year 11 Geography Mock Paper 3 (AM) Year 11 BTEC Dance Evaluation Exam (PDL & Period 5) Year 10 Prefect Selection (Period 3 & 4) Year 10 Progress Evening – 4.00pm – 8.00pm
Friday 08.05.26	Year 11 CAM Nat Sport/Sociology GCSE (AM) & Drama GCSE (PM) Exams
Saturday 09.05.26	LAMDA Exams - Marriot Hotel, Portsmouth

3. Messages


<p>Science – Celebrating Success</p>	<p><u>Sparx</u> The top three Science Sparx users in each year group for the week beginning 20th April 2026 were as follows:</p> <table border="1"> <thead> <tr> <th>Year Group</th> <th>1st Position</th> <th>2nd Position</th> <th>3rd Position</th> </tr> </thead> <tbody> <tr> <td>7</td> <td>Evie (SGR)</td> <td>Alfie (SGR)</td> <td>Hugo (API)</td> </tr> <tr> <td>8</td> <td>Seb (NBO)</td> <td>Lashawn (SSR)</td> <td>Grace (EMI)</td> </tr> <tr> <td>9</td> <td>Will (NSD)</td> <td>Tilly (NSD)</td> <td>Jake (ATO)</td> </tr> <tr> <td>10</td> <td>Maxim (TGO)</td> <td>Ruksha (BSO)</td> <td>Molly (MWA)</td> </tr> <tr> <td>11</td> <td>Toby (NMI)</td> <td>Thomas (LMI)</td> <td>Alex (KSH)</td> </tr> </tbody> </table> <p>Each of the above have been awarded 25 Praise Points. This academic year pupils have spent an incredible 3494 hours on Sparx Science answering and consolidating their knowledge!</p> <p><u>Scientists of the Week</u> The following pupils have been nominated as “Scientist of the Week” by Mr Kent for their continued hard work and sustained effort within lessons and have been awarded 50 Praise Points: Oliver and Eleanor (both 11KSH).</p> <p>Mr Evans – Lead Teacher of Science</p>	Year Group	1 st Position	2 nd Position	3 rd Position	7	Evie (SGR)	Alfie (SGR)	Hugo (API)	8	Seb (NBO)	Lashawn (SSR)	Grace (EMI)	9	Will (NSD)	Tilly (NSD)	Jake (ATO)	10	Maxim (TGO)	Ruksha (BSO)	Molly (MWA)	11	Toby (NMI)	Thomas (LMI)	Alex (KSH)
Year Group	1 st Position	2 nd Position	3 rd Position																						
7	Evie (SGR)	Alfie (SGR)	Hugo (API)																						
8	Seb (NBO)	Lashawn (SSR)	Grace (EMI)																						
9	Will (NSD)	Tilly (NSD)	Jake (ATO)																						
10	Maxim (TGO)	Ruksha (BSO)	Molly (MWA)																						
11	Toby (NMI)	Thomas (LMI)	Alex (KSH)																						

Food Practical Reminders

FOOD PRACTICAL LESSONS

- 8X Pizza 5.5.26
- 7Y Yorkshire puddings 5.5.26 & Stir fry 8.5.26
- 10B Mozzarella 5.5.26
- 7Z Onion bhajis 6.5.26
- 8Y Pizza 6.5.26
- 7X Stir fry 7.5.26
- 9C Fruit tarts 7.5.26

YORKSHIRE PUDDINGS




METHOD

- Heat oven to 230C/fan 210C/gas 8.
- Crack a little sunflower oil evenly into Yorkshire pudding tins and place in the oven to heat through.**
- To make the batter, tip 75g plain flour into a bowl and beat in 2 eggs until smooth.**
- Gradually add 100ml milk and carry on beating until the mix is completely lump-free.** Season with salt and pepper.
- Pour the batter into a jug, then remove the hot tins from the oven. Carefully and evenly pour the batter into the holes.
- Place the tins back in the oven and leave undisturbed for 20-25 mins until the puddings have puffed up and browned.

Ingredients

- 75g plain flour
- 2 Eggs (220ml/7fl oz)
- 100ml milk
- sunflower oil, for cooking

YEAST BASED PIZZA METHOD




- Preheat oven to 200C/fan/gas mark 6
- Mix Dry Ingredients in a large bowl
- Stir in the yeast and make a well in the middle
- Combine both the oil and water into a jug before pouring into the bowl
- Slowly pour in the mixture and mix well until a ball of dough has formed. Knead for 5 minutes
- Grease the baking tray
- Roll out and shape the dough into the desired shape and place the dough onto the baking tray
- Spread the sauce across the base, leaving a gap for the crust, arrange the toppings on top and cheese
- Bake for 10 - 15 minutes

Ingredients

- 75g Strong Whole flour
- 25g Strong Wholemeal flour
- Extra flour for dusting
- 1 tsp salt
- 1 sachet yeast
- 1.5 tsp oil
- 3 tbsp warm water
- 100g tomato purée
- cheese
- Toppings of your choice

Fruit Tarts



Method

Pastry:

- Pre-heat the oven to fan 190C.
- Add the butter and icing sugar into a bowl, using your fingertips, lightly rub together the fat and the flour together until resembles breadcrumbs.
- Add the egg yolk and mix in to incorporate a firm dough. If dry, add a Tbsp of water.
- Roll out the dough and cut around the dish leaving a lip to allow the pastry to stick into the dish when pressed.
- Add the pastry to the tray and put in the oven for 20 minutes or until crisp and golden brown.


Crème Patisserie:

- Place the milk into a pan, add the vanilla bean pods and slowly bring to a gentle boil. Reduce the heat and simmer for a couple of minutes. Take it off the heat.
- Separate the eggs, you only need the yolks in a bowl. Add the sugar and flour, which together until pale and fluffy.
- Pour a splash of milk into the mixture, whisking in between until all of the milk has been added.
- Return the mixture to the pan and place back on the hob. Bring to the boil, constantly whisking until the custard is thickened, smooth and shiny.
- Take off the heat and beat in the butter until all mixed together.
- Place filling in pastry and chop up fruit to decorate.

Ingredients

- Pastry: 75g Plain Flour, 100g Butter for baking, 75g Icing Sugar, 1 Egg Yolk, 100ml Cold Water, 200ml Milk, 2 Vanilla Bean Pods
- Crème Patisserie: 200ml Milk, 2 Egg Yolks, 50g Caster Sugar, 100g Plain Flour, 40g Butter, Fresh Fruit

MOZZARELLA



PLEASE BRING IN ELMO AND WE WILL PROVIDE THE INGREDIENTS FOR YOU TO WORK IN PAIRS

METHOD

Dissolve 2.5g citric acid in 40ml warm water. Pour milk into saucepan, heat gently to about 13C. Add the dissolved citric acid to the warm milk increasing the heat to 20C, stirring gently, it will start to curdle. Remove from the heat. Add 1.25g rennet to the milk. Stir for 30 seconds only. Leave the milk to stand off the heat for 5-10 minutes. The curds will separate from the whey. Carefully scoop the curds from the pan using a slotted spoon and place them in a sieve over a bowl. Leave the whey in the pan. Add salt to the whey and heat to 90C. Put gloves on and divide the curds into three ball then dip one ball into the hot whey on a slotted spoon until it is warmed through, then gently stretch the ball or fold it back on itself. Keep doing this until it becomes stretchy and glossy. Don't overwork it. Moild and reshape the cheese into a ball. Repeat for the remaining mozzarella. Store in a bowl of chilled whey, refrigerate and use within 2 days.

Ingredients

- 2.5g citric acid
- 40ml warm water
- 1 litre ultra-sterilized milk
- 1.25g rennet
- 15g salt

ONION BHAJI




METHOD

- Sieve the gram flour, chilli powder and salt together
- Beat the eggs in a separate bowl
- Mix the eggs into the flour mixture with the water and beat it into a smooth consistent paste
- Add the thinly sliced onion and thinly sliced potato (grated is better)
- Fold the onion and potato into the paste
- Make walnut sized balls with the tsp and fry in the oil for 2-3 minutes, turn the heat down and cook until golden brown
- Drain and serve

Ingredients

- 75g Gram Flour (ground chickpea)
- 200ml Water
- 2 Medium Onions thinly sliced
- 1/2 tsp Chilli Powder
- 1 Large Eggs
- 1/2 Medium potato - Grated
- Pinch of Salt

STIR FRY



Method

- Cook the noodles in boiling water. Check the packet for details
- Prepare the vegetables with a clean knife on a clean chopping board
- peel and crush the garlic, de-seed and slice the chilli, peel and slice the ginger, slice the onion, pepper and mushrooms. Use different boards, finely slice the cooked chicken breast
- Heat the oil in a wok or frying pan.
- Add the onion, garlic, chilli and ginger. Allow to cook for 1 minute.
- Add the vegetables and soy sauce and continue to cook for a further 5 minutes then add the cooked chicken. Stir in the sweet chilli sauce and turn off the heat.
- Drain the boiling hot water away from the noodles into a colander in the sink.
- Stir in the cooked noodles and cook for 2 minutes until hot.
- Stir spoon soy sauce (instead of oil)
- 20 (Sweet chili sauce) (optional)
10. Serve. Clear up

Ingredients:

- 200g noodles
- 1 small chicken breast (cooked chicken)
- 1 onion (peeled)
- 1/2 red chilli
- 1/2 tsp ginger
- 1/2 tsp garlic
- 1/2 tsp soy sauce
- 2 mushrooms
- 1/2 tsp pepper
- 1/2 tsp sesame oil
- 1/2 tsp spoon soy sauce (instead of oil)
- 20 (Sweet chili sauce) (optional)

Mrs Millar - Teacher of Food Technology

Food Technology Donation Request



This year, our BTEC Hospitality and Catering pupils will be planning and hosting their own **afternoon tea event** as part of their course. To help create an authentic experience, we are kindly asking for donations of any of the following items: teapots, milk jugs, teacups and saucers, coffee pots/cafetieres, small plates, and cake stands. Mismatched tea sets would be especially appreciated and will add to the charm of the event. Donations can be dropped into reception. Thank you in advance.

Mrs Armstrong – Teacher of Food Technology

Careers Update

Year 10 College Taster Dates

City of Portsmouth College (CoPC) sign up for Taster Day is now open! Please use the QR code below to sign up. This is an optional Taster Day for any Year 10 pupils considering going to Highbury, North Harbour or Portsmouth Sixth Form.



Next half term there are a number of taster days organised by local colleges for our Year 10 pupils. Please see below the dates for your diary. Pupils will be sent sign up details on Edulink. All visits are optional except HSDC which will be compulsory for all Year 10s.

College	Date
Oaklands Sixth Form	3 rd June 2026
City of Portsmouth College	25 th June 2026
HSDC	26 th June 2026
Fareham	7 th July 2026
CEMAST	8 th July 2026

Year 10 Careers Appointments

Year 10s will now start being offered Careers Appointments in preparation for their post 16 options. Please check the Newsletter & PDL for appointment times.

Appointment Date	Appointment Time	Forename	Reg
Tuesday 5 th May	10.55am	Lucas	10GEV
Tuesday 5 th May	11.55am	Joshua	10JHD

Appointment Date	Appointment Time	Forename	Reg
Wednesday 6 th May	10:55am	Noah	10MWA
Wednesday 6 th May	11.55am	Ferne	10TGO

Appointment Date	Appointment Time	Forename	Reg
Thursday 7 th May	10:55am	Oscar	10IPU
Thursday 7 th May	2pm	Fynn	10BSO

Mrs Akhtar – Careers Advisor

Performing Arts Update

Dance Live Costumes

Please check that you have brought back jazz shoes and hair accessories from Dance Live as they are being returned on Tuesday 5th May 2026.

Costume bags

Pupils missing their costume bag or nude jazz shoes from the Disney trip, please come and collect them.

Clubs

Tuesdays: LAMDA

Elite Dance Club 3pm to 4pm

Wednesdays: KS3 Dance Club 3pm to 4pm

Rock Band 3pm to 4pm

Fridays: Choir Club 2:20pm to 3:20pm

Shows/Performances

Our summer music concert is taking place on Friday 26th June 2026. All music tuition pupils, GCSE, Choir, Rock Band will perform. Please see Mrs Barge for a letter. Tickets can be purchased via the following link:

<https://www.ticketsource.com/purbrook-park-school/summer-music-concert/2026-06-26/18:30/t-lddlrmv>



Summer Fair: Saturday 4th July 2026 - Please collect a letter if you would like to perform and bring back to Mrs Brook in Performing Arts office.

Mrs Brook – Performing Arts Technician

GCSE Exams

Good luck to all pupils sitting their formal GCSE exams in the coming weeks. JCQ information about exams is available on the school website. Please ensure your child is fully prepared, with all the correct equipment.

Mrs Merefield – Exams Officer

Purbrook Park School Parents, Teachers and Friends Association donates over £12,000 of equipment to the Art, Design and Technology department

Purbrook Park School's hardworking Parents', Teachers' and Friends' Association (PTFA) have donated over £12,000 in funds to the school's Art, Design and Technology department including brand new cameras, laptops and storage equipment for pupils.

PTFA Chair, Anna Walsh said, "It has been wonderful to be involved in the fundraising for such vital equipment. All the PTFA are volunteers who give up their time and energy to support the school and we have organised some really successful fundraising events across the year. We would like to thank the entire school community for helping make these events a success and we hope that you will join us at the Summer Fair on Saturday 4th July."



Fiona Cumbo, Lead Teacher of the Art, Design and Technology Department was overwhelmed at the donation and said, "We are extremely grateful to the PTFA for the generous purchase of new cameras and laptops. This investment will bring significant value and opportunity to our GCSE pupils".

Having access to up-to-date equipment enables pupils to develop a wide range of photographic skills, including depth of field, aperture control, and both fast and slow shutter speeds. This broader skill set strengthens their understanding of the technical elements required for success at GCSE level and makes learning more accessible for all pupils studying Photography.

The addition of laptops also provides pupils with greater creative freedom, allowing them to explore Photoshop and other editing tools in more depth, further enhancing their coursework outcomes. Photography continues to be an extremely popular option, with pupils showing great enthusiasm both in and out of school, often producing exemplary coursework.

Paul Foxley, Headteacher, added, “We are very grateful to everyone who supports our PTFA to raise additional funds to enhance our pupils’ education. This donation will bring new and exciting opportunities for pupils studying Art, Design and Technology at GCSE”.

Purbrook Park School PTFA work hard on fund raising activities throughout the school year and consist of a mixture of parents, staff and friends of the school, who all work towards a common goal – enriching the lives of the pupils who attend the school. The PTFA could not do what they do without every one of their members’ efforts.

Thank you Purbrook Park PTFA!



If you would like to get involved with this friendly group of people and help raise funds or donate to the pupils at Purbrook Park School, please contact: purbrookparkptfa@gmail.com.

The PTFA also run a popular Facebook page and invite you to like and follow their page: <https://www.facebook.com/profile.php?id=61552804514154>

We invite you to come and join us at the **Purbrook Park School Summer Fair** on Saturday 4th July from 11.00am until 3.00pm on the school quad. This will feature performances from Purbrook Park School's talented pupils, craft stalls, cream teas, Pimm's Tent, children's games and so much more. Entry is free and everyone is welcome. We hope to see you there!



The poster features a central image of a park with trees, a red umbrella, and a white dove. At the top center is the school crest, a blue shield with a yellow border containing a lion and a book, with the motto 'VINCI VERITAS' below it. The background is decorated with red and blue bunting. The text 'SUMMER' is in large white letters, 'Fair' is in a white script font, and 'FUN FOR EVERYONE' is in white on a green banner. A straw hat and an ice cream cone are also visible.

SAVE THE DATE BELOW

SUMMER

FUN FOR EVERYONE

Fair

SATURDAY, JULY 4TH
on the Quad and school field
Purbrook Park School

FUN ACTIVITIES INCLUDE → Food and craft stalls, games and challenges, Cream Teas and Pimms Tent, live music and performances.

1

Sparx Legends of the Week

Year 7 – Preston (7HDO)

Year 8 – Mia (8JHE)

Year 9 – James (9TKE)

Year 10 – Billy (10JHD)

Year 11 – Brooke (11KSH)

**50 Praise Points for
each Winner!**

English:

Pupils of the week ☺

Year 7 – Morgan HS (7HDO)

Year 8 – Romeo H (8RJA)

Year 9 – Mara V (9ATO)

Year 10 – Mo K (10MBR)

Year 11 – George W (11NMI)

Week commencing 27th April 2026

Historians of the Week!



Congratulations to...



Year 7 – Aizea. FC

7LWA



Year 8 – Spencer. C

8NBO



Year 9 – Louis. M

9ATO



Year 10 – Finley. R

10FCO



Year 11 – Daisy. T

11SWI

Religious Studies Stars of the Week



- ★ **Year 7: Ellie (7LBR)**
- ★ **Year 8: Lucas (8SSR)**
- ★ **Year 9: Mara (9ATO)**
- ★ **Year 10:**
- ★ **Year 11: Oliver (11LGU)**

These pupils have shown fantastic effort, attitude and work in the last week's RS lessons.

50 Praise points have been awarded to each of them.



United Voices

During the Spring Term in PDL Year 10 pupils investigated and explored the character virtues of Inclusion and Understanding to produce a digital magazine titled 'United Voices'. There were lots of thought provoking and powerful submissions in the magazine and a selection of some of the great work can be seen below. Well done Year 10!

Inclusion and Understanding

United Voices
Digital Magazine

Year 10 Spring PDL Project

Thank you to our team of tutors who explored the Character Virtues of Inclusion and Understanding throughout the Spring Term to produce this Digital Magazine showcasing the best work from PDL sessions

Inclusion

Inclusion is the act of creating environments where all individuals, regardless of background or ability, are welcomed, respected, and supported to fully participate. It focuses on fostering a sense of belonging, authenticity, and voice, ensuring equitable access to opportunities.

Understanding

The virtue of understanding means having insightful perceptions of ideas and feelings. It involves listening with compassion and accuracy to others' feelings, fostering empathy, connection, and mutual respect in relationships and interactions



10BSO

10BSO Understanding Inclusion

10BSO - Understanding inclusion through daily tasks (Planning stage)


As a tutor group, a selection of tutors wanted to plan and deliver a series of activities that highlighted the bias that pupils with physical disabilities and learning difficulties often struggle with daily activities, both in and outside of school. This investigation wanted to raise awareness of how millions of people in the UK face daily challenges and that we as a tutor group (and as a school) should have a greater understanding on the importance of inclusion. Members of 10BSO therefore created 5 tasks that highlighted specific challenges that certain people and groups face in society. These tasks were then used as a way of getting pupils to recognise the importance of inclusion and help in their understanding of how we can be more accepting and inclusive to people's needs. The created tasks are explained below:

Visually Impaired (Blind)	Hearing Impaired (Deaf)	Physically Impaired (one hand)	Different Ethnicity (Different Language)	Learning Difficulty (Dyslexia)
Pupils will be completing a task with all pupils blindfolded. They will be told to create a banner of captions for the table as fast as they can. Pupils will be given 10 minutes to complete the task. Pupils will be given 10 minutes to complete the task.	Pupils will each be given a set of cards. They will be told to create a banner of captions for the table as fast as they can. Pupils will be given 10 minutes to complete the task. Pupils will be given 10 minutes to complete the task.	With one hand tucked behind their backs, the pupils must to wrap up a present each. Pupils will be given 10 minutes to complete the task. Pupils will be given 10 minutes to complete the task.	Pupils will be given a set of instructions - the task will be to draw an image with specific features. In the instructions, the information will be given in English. Pupils must complete the task in their own language. Pupils will be given 10 minutes to complete the task. Pupils will be given 10 minutes to complete the task.	Pupils will be given a set of instructions - the task will be to answer some general knowledge questions. The questions language used will range from spelling and grammar. The task will be different for each question, sign and mobility.

10BSO Understanding Inclusion

10BSO - Understanding inclusion through daily tasks (Activity stage)

Selected members of the 10BSO devised groups in the tutor base. There would be three pupils completing each task and one pupil monitoring each task to make sure there was no cheating in the tasks' completion. Below are a series of images that show member of 10BSO completing the 5 tasks:



10TGO Love that all children have access to books that help them understand people all around the world.

- A seven-year-old boy from Birmingham has published an anthology.
- Titled, Our Stories, Our World, Jayce has put together 20 illustrated short stories and poems written by 20 children aged six to 10 from underrepresented backgrounds across the UK.
- The BBC Blue Peter Gold badge recipient said the collection has been picked to celebrate diversity, imagination and inclusion.



10TGO Assembly Science Week

The Royal Society says

"Inclusive science ensures that individuals from all backgrounds—regardless of gender, race, disability, or geography—can participate, thrive, and contribute, which is essential for innovation and public health.

Diverse teams produce more rigorous, impactful, and trustworthy research by reducing bias and overcoming historical inequalities, making equity a scientific imperative rather than just a moral one".

Sustainable development goals

By Savannah



Sustainable Development Goals (SDGs) are a set of 17 global goals created by the United Nations to make the world a better place by 2030. They focus on big problems like poverty, climate change, inequality, and access to education. Basically, they're like a to-do list for the planet. I think the SDGs are really important because they connect everything together. For example, if people have better education, they can get better jobs, which helps reduce poverty. Also, taking care of the environment helps protect animals and keeps the Earth safe for future generations. It's linked, which makes it more interesting but also more challenging. One goal I find really important is climate action. Climate change is something we hear about all the time, and it actually affects our future. Things like extreme weather, rising sea levels, and pollution are already happening. If we don't act now, it could get worse. That's why small actions like recycling, saving energy, and reducing plastic matter. Another goal is quality education. Every kid should have the chance to go to school and learn, no matter where they live. Education can change lives and give people more opportunities. Even though these goals seem huge, young people can still help. Spreading awareness, making better choices, and supporting good causes can all make a difference. It might not seem like much, but if everyone does a little, it adds up.



Thank you all for reading

Stereotypes:

Stereotypes are simplified and often unfair beliefs about a group of people, based on assumptions rather than real evidence. They can be about things like race, gender, age, or interests, and they ignore the fact that everyone is unique. While stereotypes might seem harmless, they can lead to misunderstandings, prejudice, and discrimination. Challenging stereotypes is important because it helps people see others as individuals and promotes a more respectful and inclusive society.

Chloe



PE Bulletin

Chichester Golf Club Visit

On the 16th of April 2026, 23 Year 10 Sport pupils attended visited Chichester Golf Club. The pupils took part in three activities throughout the day, linking to their study of golf, how the media has impacted golf, and developed emerging sports around golf. All pupils took part in adventure golf, foot golf, and the driving range which was supported by one of Chichester Golf Club's expert coaches. All the pupils enjoyed and engaged in the day, and lots of pupils have decided they now want to take up golf as a hobby.



Year 9 &10 Knight-Stokes cricket competition

Purbrook Park School proudly took part in their first-ever hard ball cricket fixture, with a combined Year 9 and 10 team facing Priory School in an exciting and closely contested match. Batting first, Purbrook showed great bravery and determination at the crease. The team played some excellent shots throughout the innings, finding the boundary on several key occasions despite facing strong and disciplined bowling from Priory. Their efforts saw them reach a competitive total of 87 runs from their 16 overs.

Purbrook then made a fantastic start with the ball, immediately putting Priory under pressure. Elliott led the way with an impressive opening spell, taking two early wickets. Jacob and Henry also made valuable contributions, each picking up wickets and helping to keep the game finely balanced. The match remained tense throughout, with both teams battling hard. In the end, Priory narrowly secured victory by just two wickets in a thrilling finish.

It was a fantastic experience for all involved, marking an important milestone for the school. Well done to everyone who took part – the team should be proud of their performance and the spirit they showed, and most importantly, everyone thoroughly enjoyed the occasion. - **Mr Bolton**



Charity run event

An incredible challenge is on the horizon at Purbrook Park School, and it's all for a fantastic cause. Steve Spear is taking on the remarkable feat of running 100 miles in just 24 hours to raise money for the school's PE department.

This inspiring effort aims to provide much-needed funding for new sports equipment, ensuring pupils have access to high-quality resources that support their physical education, wellbeing, and overall development. From team sports to fitness training, improved equipment will make a real difference in helping pupils stay active, engaged, and motivated.

Running 100 miles is no small task—it requires determination, resilience, and an unwavering commitment to the cause. Steve's dedication highlights just how important it is to invest in opportunities that benefit young people's health and education.

If you're able to, please consider supporting this challenge by making a donation. Every contribution, no matter the size, will go directly toward enhancing the PE department and creating better experiences for pupils at Purbrook Park School. <https://gofund.me/27d000490> Let's come together as a community to support this amazing effort and help cross the finish line—not just for the run, but for a brighter, more active future for pupils.

Thank you for your support!



□

Water Sports Event

Fun-filled Open day at Andrew Simpson Centre

Monday 4 May from 10am to 4pm at Andrew Simpson Centre, Eastern Road.

Celebrate the May Day Bank Holiday with a fun-filled family [Open Day at the Andrew Simpson Centre Portsmouth](#). Enjoy reduced-price water-based taster sessions, including sailing, kayaking, paddleboarding and climbing for £5, plus windsurfing and wingsurfing for £15.

There will also be family games on offer and delicious food available from Catch a Fire Pizza. A great chance to get out on the water, try something new and make memories together.

Full details and sign-up via the [Andrew Simpson Centre](#) website.

EVENT

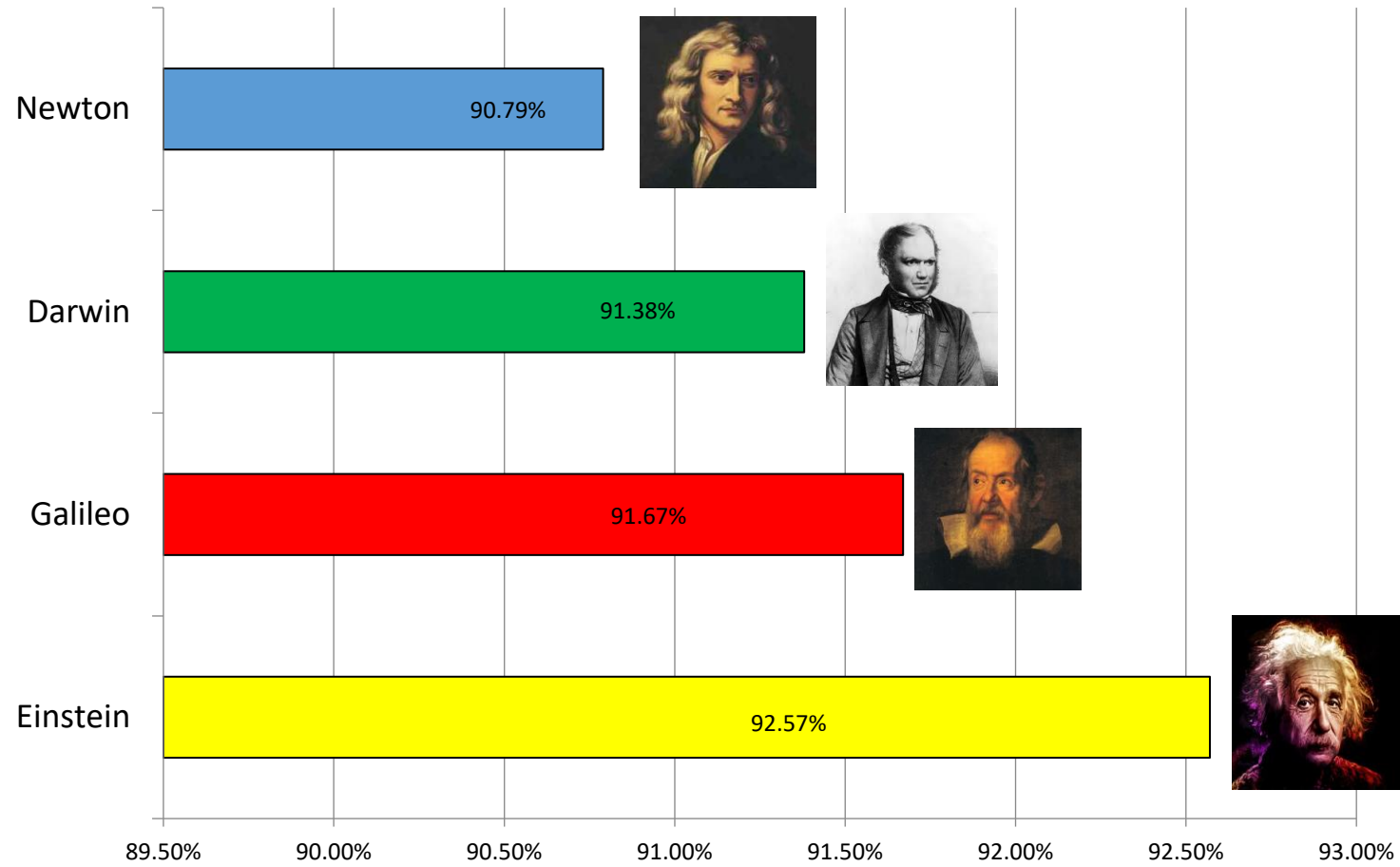


YEAR 10 PROGRESS EVENING – THURSDAY 7th MAY 2026 – 4.00pm – 8.00pm



SUBJECT	STAFF	ROOM	SUBJECT	STAFF	ROOM
ENGLISH	Ms Evans	GE2	SPORT/ HISTORY	Mr Evans	MA6
	Ms Simmons			Mr Moon	
	Miss Waring			Mrs Pomfret	
	Miss Broker	GE3	SPORT	Miss Brailey	MA7
	Mr Harris			Miss Butler	
	Mrs Stott				
MATHS	Mr James	MA1	ART, DESIGN & TECHNOLOGY 3D, Art, Food, Photography, Textiles	Miss Cumbo	EN8
	Miss Miller			Miss Kovalenko	
				Miss Minker	
	Mr Gissing	MA2		Mrs Saltwood	STUDY CENTRE
	Mr Middleton			Mr Watson	
	Mr Pickford			Mrs Millar	
SCIENCE	Mr Evans	MA3	BUSINESS/ FRENCH & SPANISH	Mrs Mills	CM1
	Mrs Davies			Mrs Putman	
	Mrs Goodchild			Miss Turner	
	Miss Overall	MA4	DRAMA / DANCE	Mrs Shepherd	DRAMA STUDIO
	Mr Kent			Miss Smith	
	Mrs Botham			Mrs Taylor	
GEOGRAPHY/ MUSIC	Miss Dorey	GE1	SOCIOLOGY	Mrs Bolton	CONFERENCE ROOM
	Miss Shears (& Sociology)			Mrs Hutton	
	Mrs Barge				
HISTORY	Mr Bruce	HI2	SENC_o	Mrs Morrison-Johnson	SEN2
	Mr Solly (& Sociology)				
	Mrs Walsh				
RELIGIOUS STUDIES	Ms Guile	HI1	ENGLISH/ MATHS	Mr Atiyah	JBS
	Mrs Mason			Mr Davies	
	Miss Tomlinson			Mr Dawe	

Weekly House Attendance - 20.04.26 - 24.04.26



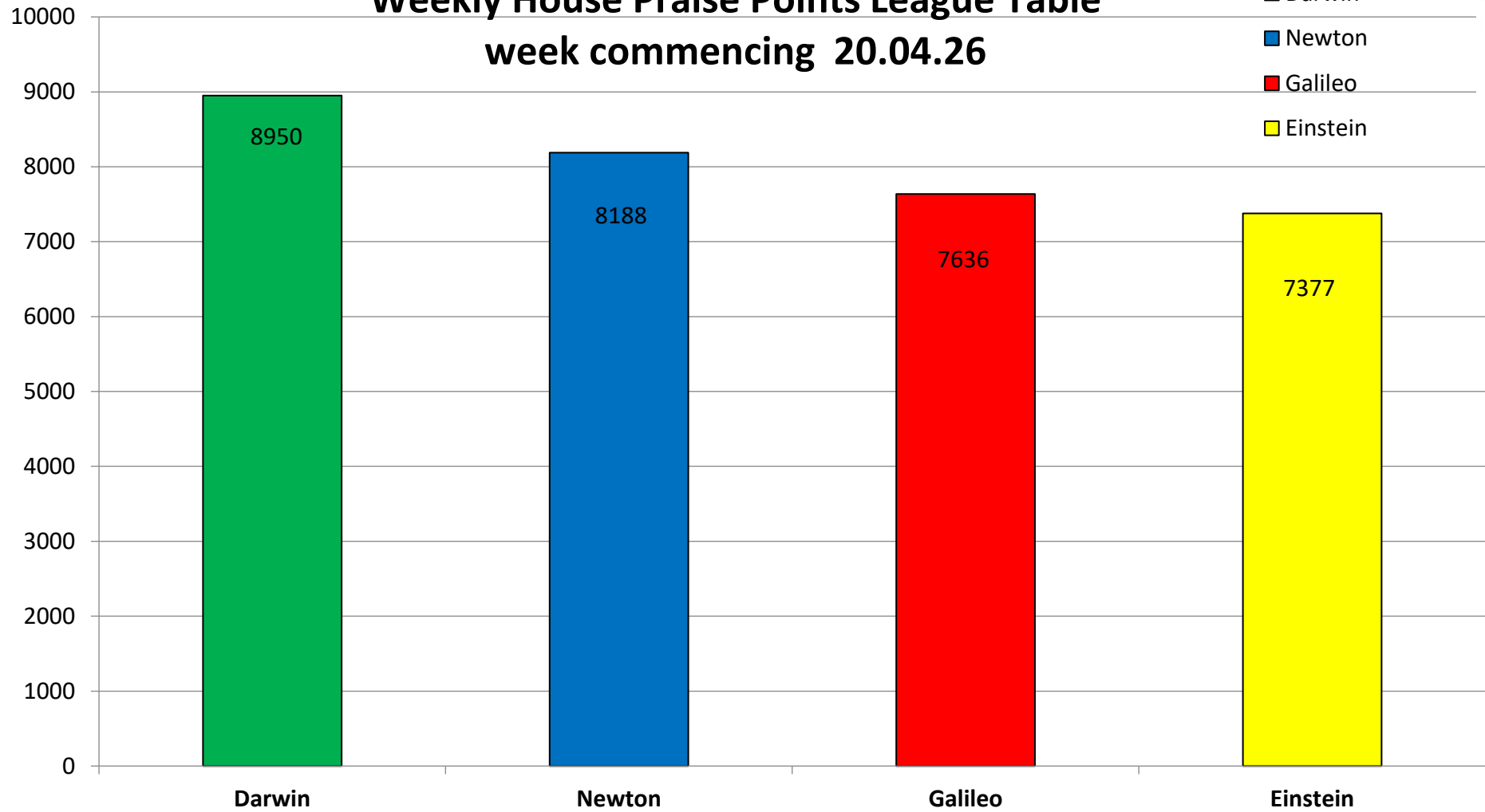
- Einstein
- Galileo
- Darwin
- Newton

Weekly House Praise Points League Table

week commencing 20.04.26



- Darwin
- Newton
- Galileo
- Einstein





E- Praise Leaders This Week

Yr 7	Year 8	Year 9	Year 10	Year 11
Jack HDO	Shamia EMI	Maddie NSD	Billy JHD	Eleanor KSH
Alfie WBO	Phoebe RJA	Jack AKO	Adara BSO	Amy SWI
Louie SGR	Charlie SSR	Oliver AKO	Larissa JHD	Brooke KSH

A huge well done to all our E-Praise Leaders.
We just love how motivated you are!

PTFA Update



The PTFA Summer Fair is coming soon...

Can you help us spread the word?

Our PTFA Summer Fair is being held on Saturday 4th July on the School Quad between 11.00am and 3.00pm.

We are looking for anyone who is willing to display an agent's board at their property around the local area; This can be parents, extended family, friends or associates – in fact anyone who is willing to help! To clarify, this is not a For Sale board, it will simply advertise our Summer Fair and Bernards Estate agents.

For every board that is used, the school will receive £20 towards school funds and pupil enrichment.

All we need from you is your commitment to display the board in the run up to the Summer Fair (June to July). Bernards Estate Agents will be generously supporting this and supplying the boards.

If you can help, please email Kim Moore at: kmoore@purbrook.hants.sch.uk and let us know your name, address and contact information and we will be in touch...

bernards
THE ESTATE AGENTS



SAVE THE DATE BELOW

SUMMER

FUN FOR EVERYONE

Fair

SATURDAY, JULY 4TH
on the Quad and school field
Purbrook Park School

FUN ACTIVITIES INCLUDES: Food and craft stalls, games and challenges, Cream Teas and Pimms Tent, live music and performances.

The poster features a light yellow background with a green border. At the top, there are palm fronds, a smiling sun wearing sunglasses, and a large orange starfish. The title 'SUMMER FAIR DONATIONS' is written in large, bold, green capital letters. Below the title, the text 'In preparation for our Summer Fair on Saturday 4th July the PTFA are welcoming donations of the following;' is written in a brown font. To the right of this text is a small sun with sunglasses. A bulleted list follows, containing four items: 'Bottles/jars for the Bottle Tombola', 'Sweet bags', 'Raffle prizes', and 'Items for Children's Tombola'. At the bottom, the text 'If you are able to help in donating any of these then please drop into Main Reception labelled with your child's name so that they can be rewarded praise points in return' is written in a green font. The bottom corners feature palm trees and orange starfish.

SUMMER FAIR DONATIONS

In preparation for our Summer Fair on Saturday 4th July the PTFA are welcoming donations of the following;

- Bottles/jars for the Bottle Tombola
- Sweet bags
- Raffle prizes
- Items for Children's Tombola

If you are able to help in donating any of these then please drop into Main Reception labelled with your child's name so that they can be rewarded praise points in return